

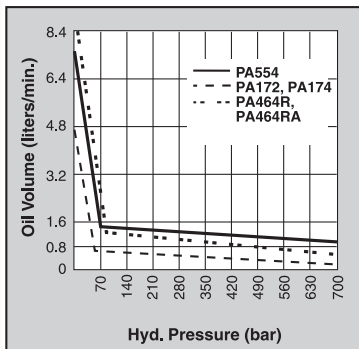
Air Pump

HYDRAULIC PA46/55 SERIES

Up to 150 ton
46-55 cu. in./min.
Two Speed

Rotary-style air motor.
Use where air is the preferred
source of energy.

PUMPS



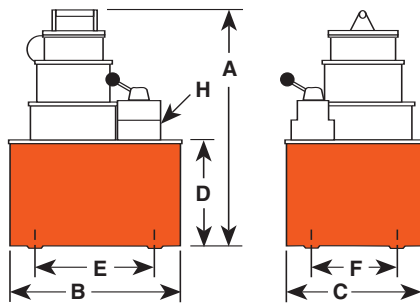
- 3 hp motor starting under full load.
- Two-speed operation for rapid cylinder advance.
- Models available with full remote control over advance and return, (except PA554).
- Tandem center valve holds the load when pump is shut off.



10,000 psi



PA554 pump and RH2008 Center Hole cylinder used to tension cables.



Pump No.	A (in.)	B (in.)	C (in.)	D (in.)	E (in.)	F (in.)	H (in.)	Max. Pressure Output (psi)	Oil Del. * (cu. in./min. @)				
									0 (psi)	100 (psi)	1,000 (psi)	5,000 (psi)	10,000 (psi)
PA462	15	11 ¹ / ₂	9 ¹ / ₂	7	10	8	3/8 NPTF	10,000	465	450	53	51	46
PA464	15	11 ¹ / ₂	9 ¹ / ₂	7	10	8	3/8 NPTF	10,000	465	450	53	51	46
PA464R	15	11 ¹ / ₂	9 ¹ / ₂	7	10	8	3/8 NPTF	10,000	465	450	53	51	46
PA464RA	15	11 ¹ / ₂	9 ¹ / ₂	7	10	8	3/8 NPTF	10,000	465	450	53	51	46
PA554	19	11 ¹ / ₂	9 ¹ / ₂	7	10	8	3/8 NPTF	10,000	465	450	80	70	55

* Typical delivery. Actual flow will vary with field conditions.

Note: Four mounting holes 1/2" - 20

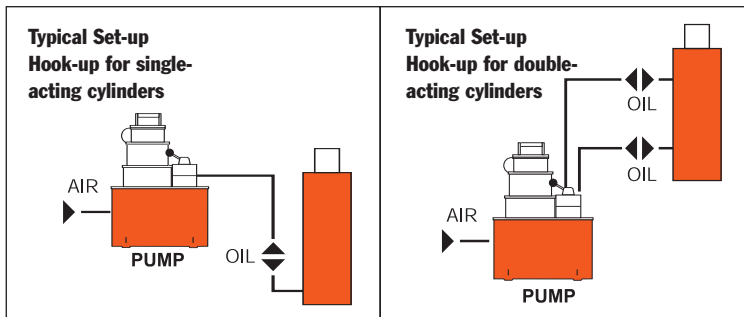


PA464R



PA554

PUMPS



For use with Cyl. Type	Description	Order No.	Valve No.	Valve Function	Air Supply Req'd (psi)	Reservoir		
						Cap. (gal.)	Usable (cu. in.)	Prod. Wt (lbs.)
Single-Acting	Base model pump with 2½ gallon steel reservoir.	PA462	9584,	Advance/ Hold/Return	40-120	2½	590	60
Single- and Double Acting	PA462, except has 9500 valve capable of running 2 single-acting cylinders or one double-acting cylinder.	PA464	9500,	Advance/ Hold/Return*	40-120	2½	590	61
Single- and Double Acting	PA462 with air actuated valve for full remote control over advance and return. Includes 12 ft. remote control.	PA464R†	9594,	Advance/ Hold/Return	40-120	2½	590	78
Single- and Double Acting	PA464R except, has automatic dump feature. 25 ft. remote control.	PA464RA**†	9594,	Advance/ Hold/Return*	40-120	2½	590	79
Single- and Double Acting	High performance pump with 2½ gallon steel reservoir.	PA554	9500,	Advance/ Hold/Return*	40-120	2½	525	49

Note: Requires 50 cfm at 80 psi shop air pressure at the pump. dBA 85/90 at 10,000 psi.

* Holds when motor is shut-off and valve is in "advance" position.

† The PA464RA has an "automatic dump" feature. Pressure is not held when operator releases "advance" or "return" button. PA464R will "hold" only in the "advance" position with the motor shut off.

** Not to be used for lifting.

